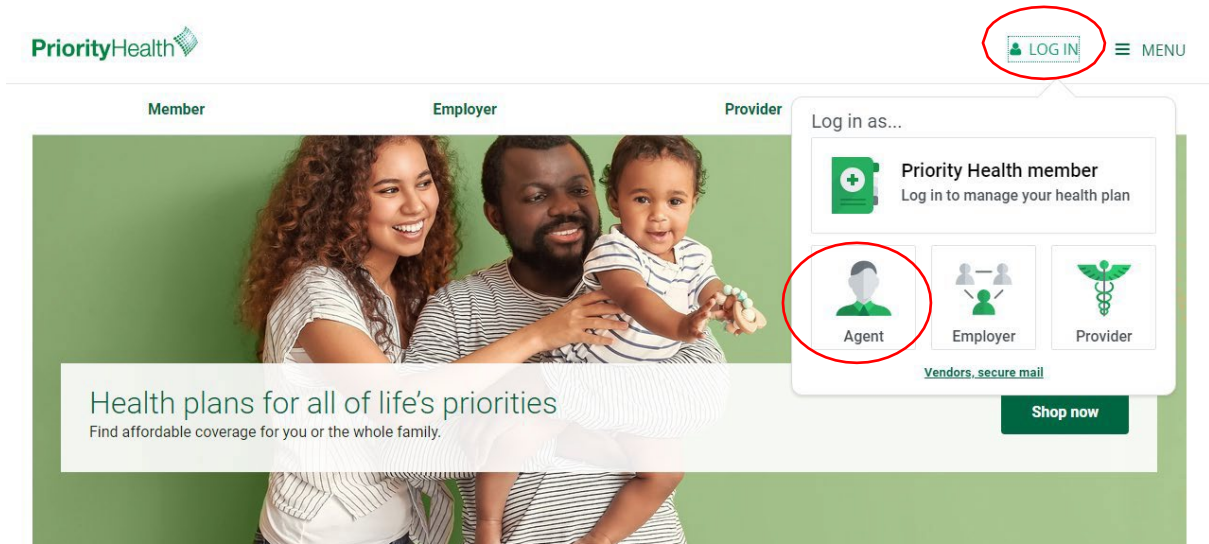



## **STOP- Are you are New to Medicare Advantage Sales/New to Priority Health?**

You will need to Pre-Register on the Agent Portal (<https://www.priorityhealth.com/>)

Login as an Agent:



Username is your email, and you can reset the password if need be:



Agent Center Sign In

Email

Password

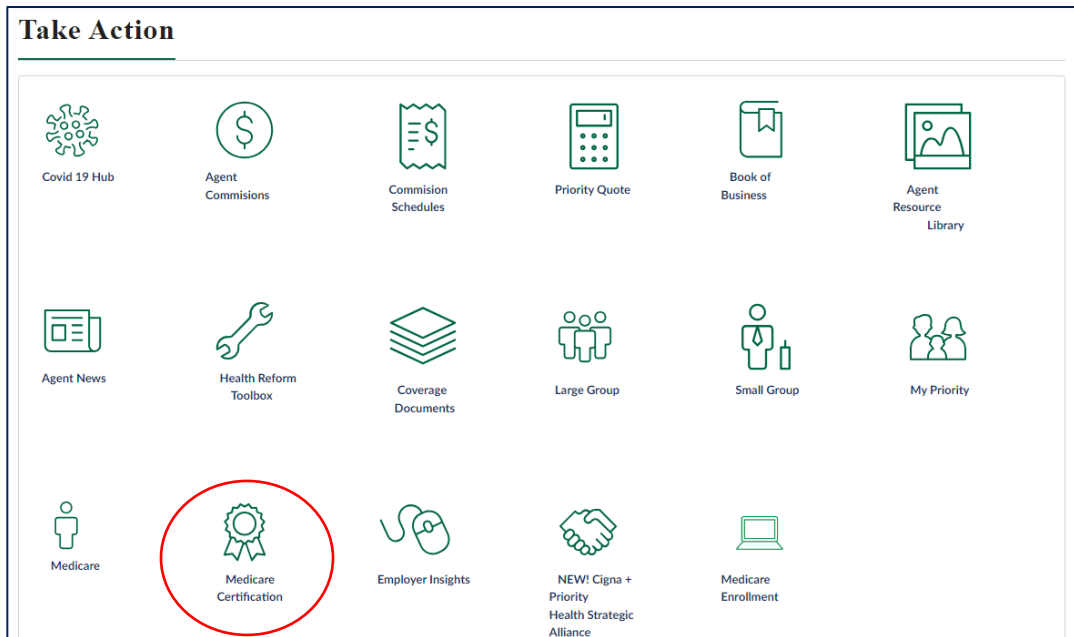
**Log in**

[Forgot your password?](#)

[Register as Agency Admin](#)   [Get Appointed-Agent Agreement](#)

*Continued on next page*

Once logged in, go to “Medicare Certification” on the homepage:



Enter your information and Submit:

PriorityHealth Agent Center

Home > Agent > Center > Medicare > MAPD > Certification

## Medicare Advantage plan certification

Certification sessions are held online and in person. If you have a group of agents needing certification, please contact your sales representative. You must be certified every year to sell Priority Health MAPD plans (individual or group plans). Annual Enrollment begins October 15.

Existing Medicare agent recertification information +

**Never sold Medicare Advantage with Priority Health? Request to certify with Priority Health**

Do not use if you are an existing agent. See directions above.

**Note:** This form is processed by hand in the order received. Allow one business day for processing.

First Name \*

Last Name \*

Priority Health Broker ID \*

National Producer Number (NPN) \*

FMO or Agency name, if applicable

Email Address \*

Submit

Continued on next page

## Once you have Pre-Registered:

Once that is complete, you will be able to register in the Priority Health certification portal (<https://priorityhealth.pinpointglobal.com/Apps/Medicare/Certifications>) within 24 hours.

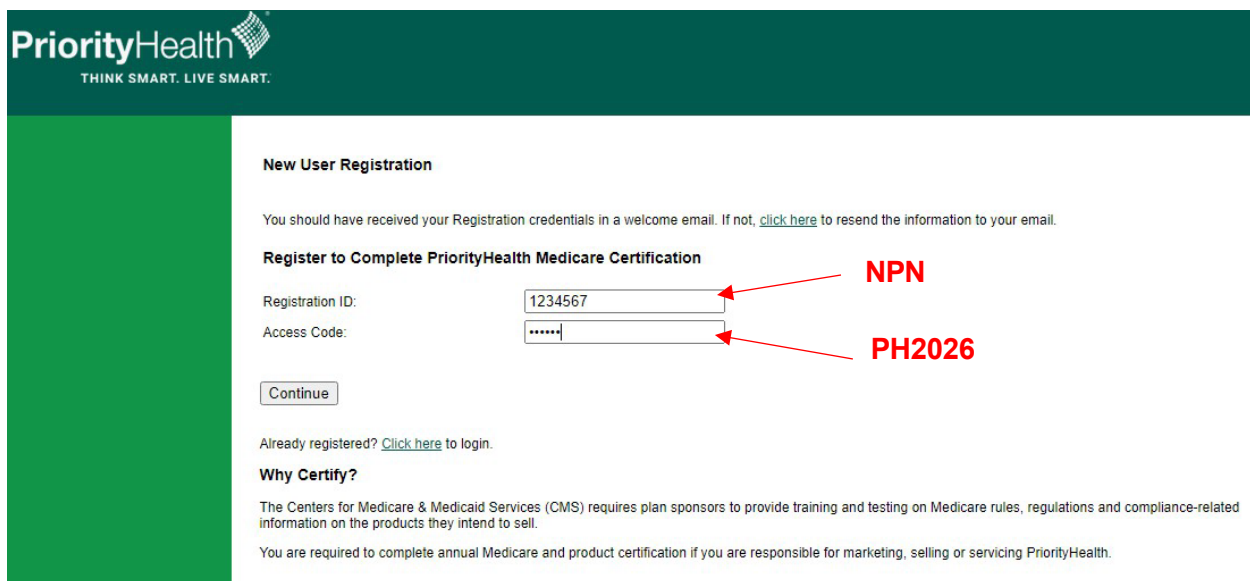
Click “Click here to Register”



The image shows the login page for the PriorityHealth Medicare Certification System. The page has a green header with the PriorityHealth logo and the tagline "THINK SMART. LIVE SMART.". On the left, there is a green sidebar with the text "First time visitors" and a red circle around the link "Click here to register". Below this, there is a "Returning users" section with fields for "Username:" and "Password:", a "Log In" button, and links for "Forgot password?" and "Forgot username?". The main content area has the title "PriorityHealth Medicare Certification System" and a welcome message: "Welcome to the PriorityHealth Medicare Certification System." It also includes a paragraph about the CMS requirements for plan sponsors and a paragraph about the annual certification requirement for sales representatives or employees. On the right, there is a large image of a woman in a light blue blazer holding a tablet.

Registration ID will be your **NPN**

Access Code is **PH2024**



The image shows the "New User Registration" page for the PriorityHealth Medicare Certification System. The page has a green header with the PriorityHealth logo and the tagline "THINK SMART. LIVE SMART.". The main content area has the title "New User Registration" and a message: "You should have received your Registration credentials in a welcome email. If not, [click here](#) to resend the information to your email." Below this, there is a section titled "Register to Complete PriorityHealth Medicare Certification" with fields for "Registration ID:" and "Access Code:". The "Registration ID:" field contains the value "1234567" and is pointed to by a red arrow labeled "NPN". The "Access Code:" field contains the value "\*\*\*\*\*" and is pointed to by a red arrow labeled "PH2026". Below these fields is a "Continue" button. At the bottom, there is a link for "Already registered? [Click here](#) to login." and a section titled "Why Certify?" with a paragraph about the CMS requirements for plan sponsors and a paragraph about the annual certification requirement for sales representatives or employees.

*Continued on next page*

Next look up your NPN:

**PriorityHealth**  
THINK SMART. LIVE SMART.

**Registration**  
\*required field

Confidential Information

NPN must match the data provided by the NIPR website to ensure unique ID information.  
Please click **Lookup NPN using NIPR to populate your National Producer Number.**

National Producer Number:\*

Lookup NPN using NIPR

Please save your NPN in a secure location, as it will become your username.

Submit

Complete the final registration steps and then log in:

**PriorityHealth**  
THINK SMART. LIVE SMART.

**Registration**  
\*required field

Confidential Information

NPN must match the data provided by the NIPR website to ensure unique ID information.  
Please click **Lookup NPN using NIPR to populate your National Producer Number.**

National Producer Number:\*

Lookup NPN using NIPR

Please save your NPN in a secure location, as it will become your username.

**Personal Information**

First Name:\*

Middle Initial:

Last Name:\*

Suffix:

E-mail:\*

(Required)

Confirm E-mail:\*

**Enter a shipping address for your Agent Starter Kit delivery (NO P.O.Boxes). (Note: the kits will go out after September 20th to any agents who have completed all certification steps)**

Address 1:\*

(Required)

Address 2:

City / Town:\*

(Required)

State / Territory:\*

ZIP Code:\*

(Required)

Priority Health Writing Number:

Contact phone number for shipping purposes

Phone Number

Continued on next page

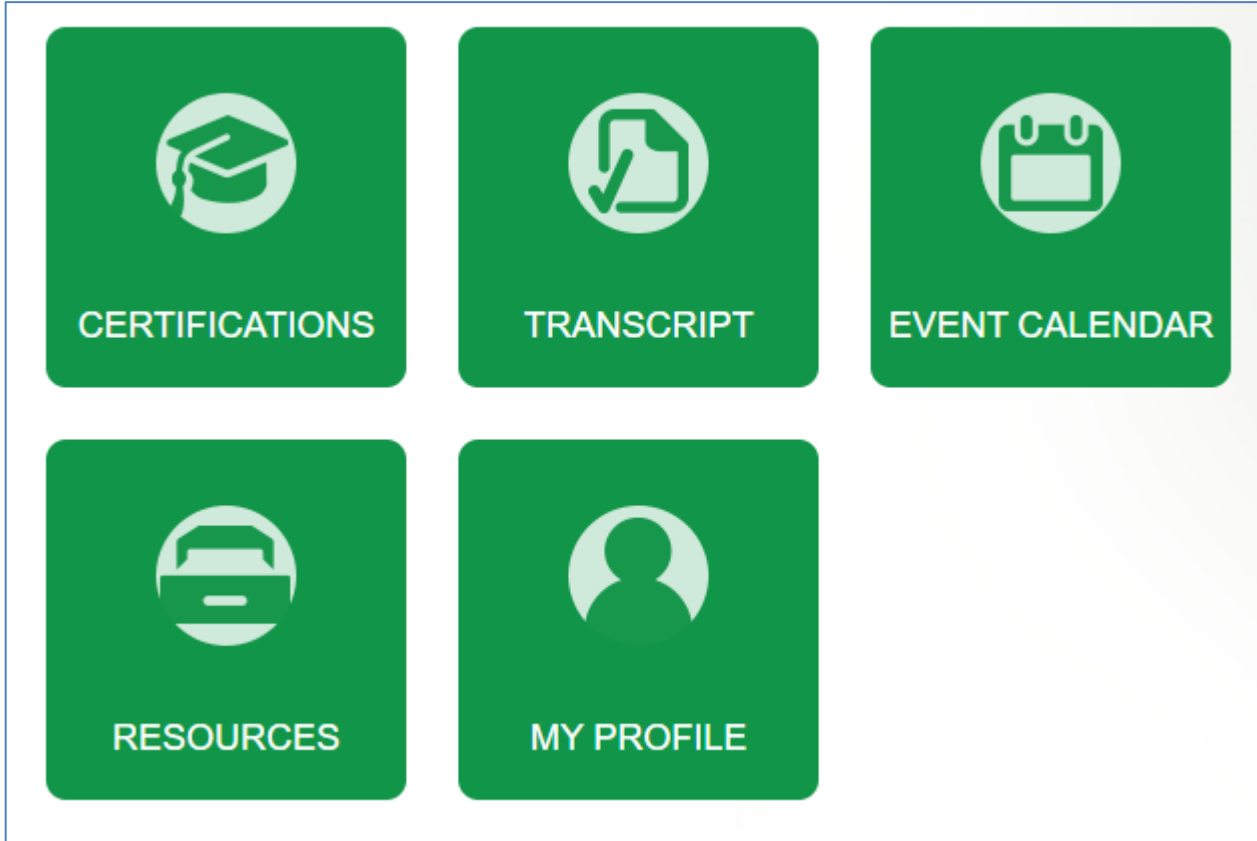
**Returning Agents/Registered Agents:**

<https://priorityhealth.pinpointglobal.com/Apps/Medicare/Certifications>

Username: Your NPN

Password: Set by you, use "forgot password" to reset

Select Certifications:



Complete each required step:

Annual Requirement Year:

Medicare Training (click to expand or collapse)		Status
<input type="checkbox"/>	<b>REQ</b> <a href="#">CMS Annual Medicare Certificate Upload</a> Click on the title 'CMS Annual Medicare Certificate Upload' above to submit your certificate OR switch to <a href="#">Pinpoint</a> as your Medicare provider.	Incomplete
<input type="checkbox"/>	<b>REQ</b> <a href="#">Priority Health Products Certification Classroom (Live or Virtual) Training</a> Completing the Live Training will <a href="#">give you credit</a> for the Online version of the Product Certification Training course	Incomplete
<input type="checkbox"/>	<b>REQ</b> <a href="#">Priority Health Product Certification Exam Coming Soon</a>	Incomplete

Continued on next page

First, upload your Medicare Certificate (they will accept AHIP, Gorman/Convey and NABIP:

Please complete the following fields related to the selected Certification Year and browse your local file system for the relevant certificate to upload.  
\* Required

Certification Year: \* 2025

Date Completed: \*

Must be in mm/dd/yyyy format.

NOTE: Completion date must match the completion date that is on the certificate.

Certification Training Provider: \*

-- Select Vendor --

-- Select Vendor --

AHIP

Gorman/Convey

NABIP

☐ I attest that I have completed the Medicare course indicated and am uploading a valid certificate.

NOTE: If more than one file is uploaded for a given certification year, only the latest file uploaded and its associated fields will be considered for review and displayed on the Certifications and Transcript pages

Submit

Next, complete the certification course by scheduling a live class or webinar:

Annual Requirement Year: 2025

**Medicare Training** (click to expand or collapse)

	Status
<input checked="" type="checkbox"/> <b>REQ</b> <a href="#">CMS Annual Medicare Certificate Upload -</a> <a href="#">View Certificate</a>	Approved
<input type="checkbox"/> <b>REQ</b> <a href="#">Priority Health Products Certification Classroom (Live or Virtual) Training</a> Completing the Live Training will <a href="#">give you credit</a> for the Online version of the Product Certification Training course	Incomplete
<input type="checkbox"/> <b>REQ</b> <a href="#">Priority Health Product Certification Exam Coming Soon</a>	Incomplete

Continued on next page

The last step will be the certification exam that will cover the material learned in the training:

The screenshot shows a web browser window titled "Priority Health Product Certification Exam - Google Chrome". The URL is "priorityhealth.pinpointglobal.com/Apps/Medicare/Quiz.aspx?27HffrBJGwqMSI48czEO2KqX%2f1QAA1fOIKfj...". The page header is "Priority Health Product Certification Exam". The main content area displays three multiple-choice questions. Question 1 asks if all 10 Priority Health MAPD plans have no in-network medical deductibles, with options A. True and B. False. Question 2 asks for the components of the Priority Health MAPD network for 9 standard plans (non D-SNP), with options A through E. Question 3 asks if the "Free to Talk" benefit means no office copay for an annual physical exam, with options A. True. A "Submit" button is at the bottom left, and the date/time "10/13/2021 4:16 PM" is at the bottom right. On the left side, there is a sidebar with a list of training items, including "CMS Annual M", "Priority Health Completing the", "Priority Health If you complete", "Priority Health", and "Priority Health".

Priority Health Product Certification Exam

1. All 10 Priority Health MAPD plans have no in-network medical deductibles

☐ A. True

☐ B. False

2. The Priority Health MAPD network, for the 9 standard plans (non D-SNP), includes:

☐ A. 97% of providers and all major health systems in Michigan

☐ B. An out of state network that includes all Medicare participating providers AND the MultiPlan Medicare network

☐ C. Unlimited worldwide emergency and urgent care

☐ D. Assist America

☐ E. All of the above

3. The "Free to Talk" benefit means a member will not have an office copay for an annual physical exam, even when a diagnostic issue arises during the visit.

☐ A. True

Submit

10/13/2021 4:16 PM

Once all required courses are complete, you can go to "Transcripts" and the print your certificate:

The screenshot shows a user dashboard for "JASON MCCLELLAN". The top navigation bar includes "Home", "Certifications", "Transcript" (circled in red), "Event Calendar", and "Resources". Below the navigation bar, the user is greeted with "Welcome: JASON MCCLELLAN" and "My Transcript". There is a dropdown menu for "Annual Requirement Year" set to "2025". A section titled "Medicare Training (click to expand or collapse)" lists several items: "CMS Annual Medicare Certificate Upload - View Certificate", "Priority Health Products Certification Classroom (Live or Virtual) Training", "Priority Health Products Certification Online Training (replaces Live Training)", "Priority Health Attestation", and "Priority Health Product Certification Exam". At the bottom, there is a "Print Certificate" button (circled in red).

Home | Certifications | Transcript | Event Calendar | Resources |

Welcome: JASON MCCLELLAN

My Transcript

Annual Requirement Year: 2025

Medicare Training (click to expand or collapse)

- ✓ REQ CMS Annual Medicare Certificate Upload - View Certificate
- ✓ REC Priority Health Products Certification Classroom (Live or Virtual) Training
- ✓ REQ Priority Health Products Certification Online Training (replaces Live Training)
- ✓ REQ Priority Health Attestation
- ✓ REQ Priority Health Product Certification Exam

Print Certificate

Please note, **agents must certify for 2024 and 2025** to sell the remainder of the year:


Annual Requirement Year: 

2025 ▾

20252024

Medicare Training

(click to expand or collapse)

	Status
<input checked="" type="checkbox"/> <b>REQ</b> <a href="#">CMS Annual Medicare Certificate Upload -  View Certificate</a>	Approved
<input type="checkbox"/> <b>REQ</b> <a href="#">Priority Health Products Certification Classroom (Live or Virtual) Training</a> Completing the Live Training will <u>give you credit</u> for the Online version of the Product Certification Training course	Incomplete
<input type="checkbox"/> <b>REQ</b> <a href="#">Priority Health Product Certification Exam Coming Soon</a>	Incomplete