



## AHIP Online Medicare Training Course User Guide

This guide will help you to navigate the online system. You may print this document and use it to assist you in the process.

**Quick Links**

- User Guide
- AHIP Insurance Education
- AHIP Conferences
- AHIP Home

**Contact Us**

For Technical Support:  
Phone: 866.234.6909  
Email: Support@AHIPInsuranceEducation.org

**CE CREDITS DISCLAIMER**

For all students who are interested in receiving CE credits, in order to be

Medicare + Fraud, Waste, and Abuse (MFWA) Online Course

Training for plan year 2022 begins June 21, 2021

**User Login**

Username (NPN or Email)

Password

**Login**

Forgot your username?  
Forgot your password?

**Registration**

First time visitor?

**Create a New Account**

**Step 1: Register**

First Time Visitors to the training site should click the "Create a New Account" button.

Ready to start your MFWA training? Be more than ready for plan year 2022. Choose the path and organization that help you better-serve your members and clients. AHIP's one-stop CMS requirements and provides what you need to help your clients make the right decisions about their health insurance needs.

**Why You Should Choose AHIP for Your MFWA Training**

- Join more than 100,000 agents and brokers who make AHIP their MFWA training partner each year for these reasons and so many more:
- CMS-compliant training, updated annually for accuracy and relevance.
- Transparent course fees. No hidden costs. No surprises later.
- Need CE credits? They're available in every state, the District of Columbia, and Puerto Rico.
- Maximum efficiency. Single portal makes it easy to send your training scores to multiple health insurance providers.
- The health insurance industry's most widely recognized MFWA training.
- Unsurpassed value. Engaging content that does more than meet CMS requirements, it helps you grow your business.
- Training that reflects AHIP's 50-year commitment to insurance education.

**Quick Links**

- User Guide
- AHIP Insurance Education
- AHIP Conferences
- AHIP Home

**Contact Us**

For Technical Support:  
Phone: 866.234.6909  
Email: Support@AHIPInsuranceEducation.org

**CE CREDITS DISCLAIMER**

For all students who are interested in receiving CE credits, in order to be

Medicare + Fraud, Waste, and Abuse

Step 1 of 3: Create Account

**Confidential Information**

Please fill out the following required fields:

Last name  **\***  
*Enter last name on the account.*

DOB  **\***  
*Enter date of birth (mm/dd/yyyy).*

Last 4 Digits of SSN  **\***  
*Enter last 4 digits of social security number.*

**Submit**

There are required fields in this form marked **\***.

**Step 1: Register**

Complete all of the required sections highlighted with an asterisk (\*). The information you provide will be kept confidential.



### Quick Links

- User Guide
- AHIP Insurance Education
- AHIP Conferences
- AHIP Home

### Contact Us

For Technical Support:

## ▼ National Producer Number

Please provide your National Producer Number (NPN) if you have one. Your NPN will serve as your username.

NPN



Click here to look up NPN on NIPR website.

Confirm NPN



Verify NPN

### Step 1: Register

You will see your NPN# displayed in the NPN field. Select Continue to go to the next page.



### Quick Links

- User Guide
- AHIP Insurance Education
- AHIP Conferences
- AHIP Home

### Contact Us

For Technical Support:

## ▼ National Producer Number

Please provide your National Producer Number (NPN) if you have one. Your NPN will serve as your username.

NPN



Click here to look up NPN on NIPR website.

Confirm NPN



Verify NPN

### Step 1: Register

You will see red, exclamation points, if the Confidential Information is entered incorrectly or you do not have an NPN#

## Step 2 of 3: Create Account

### ▼ Confidential Information

Provide some information to uniquely identify yourself for the AHIP Medicare Training System.

Last name	<input type="text" value="Tester"/>
DOB	<input type="text" value="02/23/1947"/>
Last 4 Digits of SSN	<input type="text" value="0000"/>

### ▼ Personal Information

Prefix	<input type="text"/>
First name	<input type="text"/> <small>Enter first name on the account</small>
Middle name	<input type="text"/> <small>Enter middle name on the account</small>
Last name	<input type="text" value="Tester"/> <small>Enter last name on the account</small>
Suffix	<input type="text"/>
Designation	<input type="text"/>
Additional Information	
Company name	<input type="text"/>
Job title	<input type="text"/>
Phone number	<input type="text"/>

### Step 1: Register

Complete all of the required sections highlighted with an asterisk (\*). If you do not remember your NPN, click the link to look up your NPN on the NIPR website.

### ▼ National Producer Number

Please provide your National Producer Number (NPN) if you have one. Your NPN will serve as your username.

NPN	<input type="text"/> <small>Click here to look up NPN on NIPR website.</small>
Confirm NPN	<input type="text"/> <small>Verify NPN</small>

### ▼ Password

Provide a password to access the system. The password must have at least 12 characters, at least 1 digit(s), at least 1 lower case letter(s), at least 1 upper case letter(s), compliance with a custom set of security controls.

Password	<input type="password"/> <small>Enter Password</small>
Confirm password	<input type="password"/> <small>Verify Password</small>

### ▼ Email address

Please provide an email address. This email address will be used for password recovery, system notifications, and as your username should you not have an assigned National Producer Number.

Email address	<input type="text"/> <small>Enter email address</small>
Confirm email address	<input type="text"/> <small>Verify email address</small>

### Step 1: Register

Review all of the information provided then click the "Register" button.

### ▼ Mailing Address

Provide the mailing address you can be reached at.

Address 1	<input type="text"/>
Address 2	<input type="text"/>
City	<input type="text"/>
State / Territory	<input type="text"/>
Zip code	<input type="text"/> <small>Enter your five digit zip code</small>
Country	<input type="text" value="United States"/>

### ▼ End User License Agreement

- I agree to the Privacy Statement
- I agree to the Legal Terms of Service

There are required fields in this form marked \*

- Quick Links**
- User Guide
  - HIP Insurance Education
  - HIP Conferences
  - HIP Home
- Contact Us**

### Step 3 of 3: Create Account

Your account has been created.

Please note your username below. You will need this information for future logins to the site.

Username: 00000

[Continue to Home](#)

### Step 1: Register

Your account has been created. Please note your username for future login sessions.

Click the "Continue to Home" button to enroll in the training.

You are currently active in the XYZ Health site license. To proceed, click the Continue button; if not, click the Logout button to exit.

[Continue](#) [Logout](#)

### Step 2: Logging in

Click continue to proceed

- Quick Links**
- User Guide
  - HIP Insurance Education
  - HIP Conferences
  - HIP Home
- Contact Us**
- For Technical Support:
- Phone: 866.234.6909
- Email: Support@AHIPInsuranceEducation.org

### Step 2: Optional

If you have a promo code, enter it in the field

at your own pace by viewing learning modules made up of content slides interspersed with review questions.

Review, which is designed to reinforce learning and prepares you for the Final Exam.

### Shopping Cart

2023 AHIP Medicare Training (Initial)		Price: \$175.00
Subtotal	\$175.00	
Promo Code	\$0.00	
<b>Grand Total</b>	<b>\$175.00</b>	

Enter promo code [Apply](#)

[Checkout](#)

### Instructions

### Step 2: Payment

Click Checkout, to pay and enroll in the training.

capable of being shared amongst numerous health plans. Please be sure to determine the most appropriate method for transmitting your results.

Additional requirements or limitations in place, as such we strongly recommend talking with your training.

### CE Credit

You must complete and pass the Final Exam in order to purchase credits.

No records found

### Step 2: Language

To switch language, select from the drop down menu in the upper right hand corner

English

- English (United States) (en\_us)
- Español - Internacional (es)

**CE CREDITS DISCLAIMER**

For all students who are interested in receiving CE credits, in order to be eligible for CE credits, prior to taking the final exam you must click on the button that says "Yes, take the exam with CE". In addition to selecting this button, you must also pay for your CE credits after successfully

## BILLING INFORMATION

Product Name	Price	Qty	Subtotal
2020 Marketing Medicare Advantage and Part D Prescription Drug Plans: Understanding Medicare Basics, Plan Types, and Marketing and Enrollment Requirements	\$175.00	1	\$175.00
			Subtotal \$175.00
			<b>Grand Total \$175.00</b>

### Discount Code

Enter your discount code if you have one:

Apply Code

### Billing Information

Copy profile information

First Name \*

Last Name \*

Company

Street Address \*

City \*

State/Province \*

Zip/Postal Code \*

Country \*

Phone Number \*

### Payment Information

Credit Card

#### Refund Policy

All refund requests must be submitted in writing to [isupport@aholmgroupeducation.org](mailto:isupport@aholmgroupeducation.org) within 90 calendar days of purchase.

Course registrations are no longer eligible for a refund once any of the course materials have been accessed. Refunds will be issued in the same form of payment used at the time of purchase. Please allow 7 - 14 business days for processing. We reserve the right to deny any refund request. By selecting the Place Order button, you agree to this refund policy.

#### Important Notice:

After selecting the Place Order button, please do not refresh your page or press the back button as this may result in multiple orders being placed. Thank you!

### Step 2: Payment

Complete all of the required sections highlighted with an asterisk (\*).

Review all of the information provided, and then click the "Continue" button to proceed.

Continue

### Payment Information

Street Address

There are no credit cards on file for your account.

Payment Method

Payment Method

Payment Method

Payment Method

Payment Method

### Step 2: Payment

Enter in your credit card details and click on the "Pay Now" tab to complete your purchase

Order #000000932 Receipt

### Order Processing Complete

Your order has been processed successfully. Click on the [Go to my courses](#) button below to access your training.

**Items Ordered**

Product Name	Price	Qty	Subtotal
2021 AHIP Medicare Training (Initial)	\$175.00	Ordered: 1	\$175.00
			Subtotal \$175.00
			Promo Code \$0.00
			<b>Grand Total \$175.00</b>

[Go to my courses](#)

**Step 2: Payment**

After you submit your credit card information or promo code, a screen will appear showing that your order has been placed

Order #000000936 Receipt

### Order Processing Complete

Your order has been processed successfully. Click on the [Go to my courses](#) button below to access your training.

**Items Ordered**

Product Name	Price	Qty	Subtotal
2021 AHIP Medicare Training (Initial)	\$175.00	Ordered: 1	\$0.00
			Subtotal \$175.00
			Promo Code -\$175.00
			<b>Grand Total \$0.00</b>

[Go to my courses](#)

AHIP
English ▾

[Medicare Course Home](#)
[Transcript](#)

[Dashboard](#)  
[Profile](#)  
[Log out](#)

**Quick Links**

User Guide

AHIP Insurance Education

AHIP Conferences

AHIP Home

---

**Contact Us**

For Technical Support:

Phone: 866.234.6909

Email: [Support@AHIPInsuranceEducation.org](mailto:Support@AHIPInsuranceEducation.org)

---

**CE CREDITS DISCLAIMER**

For all students who are interested in receiving CE credits, in order to be eligible for CE credits, prior to taking the final exam you must click on the button that says "Yes, take the exam with CE". In addition to selecting this button, you must also pay for your CE credits after successfully completing your final exam. Students who do not select this button nor pay for credits will be deemed to be declining insurance CE credits and no insurance CE credits will be reported.

This online format allows you to study at your own pace by viewing learning modules made up of content slides interspersed with review questions.

Each module culminates with a practice review, which is designed to reinforce learning and prepare you for the Final Exam.

---

**Instructions**

The AHIP Medicare Training Certification is capable of being shared amongst numerous health plans. Please be sure to contact your intended health plan to determine the most appropriate method for transmitting your results.

Certain health plans may also have additional requirements or limitations in place, as such we strongly recommend talking to your health plans prior to proceeding with your training.

---

**My Certifications**

2023 AHIP Medicare Training (Initial) 0%

---

*AHIP's training certificate is verification of course completion only and is not valid for insurance purposes. It is for your records and should not be submitted to any state DOI. If you wish to obtain CE credit, please send an email to [support@ahipinsuranceeducation.org](mailto:support@ahipinsuranceeducation.org)*

**Useful Tip**

To update your personal details, click on the "Profile" link.

**Useful Tip**

✓ User Guide-step by step instructions on training

**Quick Links**

**CE Credit**

You must complete and pass the Final Exam in order to purchase credits.

Credit Name	Credit Hours	Monitoring Affidavit
No Credits		

**Become a long-term care expert in just one online course**

Long-Term Care Professional (LTCP)-Combined Course

**Enroll today**

**Master the ins-and-outs of disability insurance**

Disability, Part 1 (Primer)

This online format allows you to study at your own pace by viewing learning modules made up of content slides interspersed with review questions.

Each module culminates with a practice review, which is designed to reinforce learning and prepare you for the Final Exam.

### Instructions

The AHIP Medicare Training Certification is capable of being shared amongst numerous health plans. Please be sure to contact your intended health plan to determine the most appropriate method for transmitting your results.

Certain health plans may also have additional requirements or limitations in place, as such we strongly recommend talking to your health plans prior to proceeding with your training.

### My Certifications

2023 AHIP Medicare Training (Initial)

0%

### Step 3: Begin the course

To access the course material, please click on one of the links for the various Parts.



#### Quick Links

User Guide  
AHIP Insurance Education  
AHIP Conferences  
AHIP Home

#### Contact Us

For Technical Support:  
Phone: 866.234.6909  
Email: Support@AHIP  
InsuranceEducation.org

#### CE CREDITS DISCLAIMER

For all students who are interested in receiving CE credits, in order to be eligible for CE credits, prior to taking the final exam you must click on the button that says "Yes, take the exam with CE". In addition to selecting this button, you must also pay for your CE credits after successfully completing your final exam. Students who do not select this button nor pay for credits will be deemed to be declining insurance CE credits and no insurance CE credits will be reported.

Next >

## You Will Learn

### Module 1: Overview

You will learn about the following in this module:

- Be able to explain that Medicare is a Federal health insurance program for individuals who are aged and disabled
- Gain an understanding of the different ways that beneficiaries can choose to receive their Medicare coverage including Original Medicare and Medicare Advantage
- List the various parts of Medicare and the benefits provided under them
- Explain Original Medicare and the benefits provided under Medicare Part A (hospital insurance) and Part B (outpatient services)
- Understand who is eligible for Original Medicare
- Be able to explain who qualifies for Part A coverage without having to pay a premium as well as the premiums entailed for Part B coverage
- Understand the penalties for late enrollment in Medicare Part B
- Gain knowledge about Medicare Parts A and B benefits and cost-sharing
- Have a basic understanding of Medicare Part D prescription drug coverage and how it can be coupled with Original Medicare (Part A and Part B)
- Review Original Medicare beneficiary protections
- Gain an understanding of Medicare Supplement Insurance (Medigap) and its role in filling in the gaps in Original Medicare
- Be able to explain the various Medigap plans available to Original Medicare beneficiaries
- Learn about the changes in Medigap for those who became eligible after December 31, 2019, as well as the benefits still available for all enrollees
- Explore the role of Medicare for those still working beyond traditional retirement age



**Step 3: Begin the course**

To navigate through the training, click on the **“Next”** and **“Previous”** arrows.

To download the slides, click the **“Download Slides”** link.

Please note you must view 100% of the training material (inclusive of attempting all quizzes) in a part in order to receive completion status.

### Learning Objectives

**1** The different ways to get Medicare

**2** Eligibility and coverage under Part

**3** Original Medicare premiums

**4** Help for beneficiaries with limited

**5** Combining Original Medicare and

< PREV NEXT >

Medicare Training FWA Certificate

Module 1 - Overview of Medicare Program Basics: Choices, Eligibility, and Benefits

Module 2 - Medicare Health Plans

Module 3 - Medicare Part D- Prescription Drug Coverage

Module 4 - Marketing Medicare Advantage and Part D Plans

Module 5 - Enrollment Guidance Medicare Advantage and Part D Plans

2023 - Final Exam



Medicare Training   PWA   Certificate

- Module 1 - Overview of Medicare Program Basics: Choices, Eligibility, and Benefits
- Module 2 - Medicare Health Plans
- Module 3 - Medicare Part D: Prescription Drug Coverage
- Module 4 - Marketing Medicare Advantage and Part D Plans
- Module 5 - Enrollment Guidance Medicare Advantage and Part D Plans
- 2023 - Final Exam

**Step 4a: Final Exam**

Once you have green checkmarks next to all required parts, you will be able to take the Final Exam.  
To access the exam, click on the "Final Exam" link.

**Course Symbol Key**

- Available (Not Started)
- In Progress
- Complete (Passed)
- Complete (Failed)

This AHIP training program qualifies for CE credits in most states (additional fees apply). If you wish to apply for CE credit you must apply before taking the final exam.

Yes, I want to apply for CE credits.

No, take me to the final exam.

**Step 4b: Final Exam**

If you would like CE credits, click on the "Yes, I want to apply for CE credits" button.

Otherwise, click the "No, take me to the final exam" button to proceed and [skip to Step 4i](#) of these instructions.

**Credit selection**

**Step 1 of 6: Choose your Resident State**

States that require a monitoring affidavit are marked with a \*

<input type="checkbox"/> Alabama *	<input type="checkbox"/> Louisiana	<input type="checkbox"/> Oregon
<input type="checkbox"/> Arizona *	<input type="checkbox"/> Maryland	<input type="checkbox"/> Pennsylvania *
<input type="checkbox"/> Arkansas *	<input type="checkbox"/> Massachusetts *	<input type="checkbox"/> Rhode Island *
<input type="checkbox"/> Colorado *	<input type="checkbox"/> Mississippi *	<input type="checkbox"/> South Carolina *
<input type="checkbox"/> Connecticut *	<input type="checkbox"/> Missouri *	<input type="checkbox"/> South Dakota
<input type="checkbox"/> Delaware	<input type="checkbox"/> Nebraska *	<input type="checkbox"/> Tennessee
<input type="checkbox"/> District of Columbia *	<input type="checkbox"/> Nevada *	<input type="checkbox"/> Texas
<input type="checkbox"/> Florida	<input type="checkbox"/> New Hampshire	<input type="checkbox"/> Utah
<input type="checkbox"/> Georgia *	<input type="checkbox"/> New Jersey *	<input type="checkbox"/> Vermont *
<input type="checkbox"/> Idaho	<input type="checkbox"/> North Carolina *	<input type="checkbox"/> Virginia *
<input type="checkbox"/> Iowa *	<input type="checkbox"/> North Dakota	<input type="checkbox"/> West Virginia *
<input type="checkbox"/> Kansas *	<input type="checkbox"/> Ohio	<input type="checkbox"/> Wyoming *

**Step 4c: Final Exam**

If you clicked on the "Yes, I want to apply for CE credits" button, select the box next to the state(s) for which you would like to receive credit. Then click the "Next Step" button.

Next step

### Step 4d: Final Exam

Enter your License number and License expiration date. Then click the "Next Step" button.

Credit selection

Step 2 of 6: Enter your license information

State	Credits	Cost	License number	License expiration (mm/dd)
Alabama	6	\$28.50	<input type="text"/>	07/09/2014 <input type="text"/>

### Step 4e: Final Exam

After reading the Attestation Statement, click the box next to "I agree". Then click the "Next Step" button.

Credit selection

Step 3 of 6: Attestation 1 of 1

Alabama

**Attestation Statement**

By downloading the following agreement(s) and proceeding to the exam, you affirm that you personally completed the course. Further, you without assistance from any outside source or individual, of the use of any study or reference materials and you understand that a violation of credit.

Exam Monitoring Requirements - Monitored State - Exams must be taken in the presence of an interested third party. The state defines a or employment relationship to the student or in the same "income stream" as student and must be at least 15 years of age.

Prior to launching the exam the student must agree to the below attestation and print out the Monitoring Affidavit by selecting the "Monitor" monitor must sign the affidavit and certify that the exam was taken by the named student without any outside help from any source. Only National Underwriter Company, ATTN: CE Department 5061 Olympic Blvd., Erlanger, KY 41018.

Please note your date of completion will be the date that The National Underwriter Company CE staff receives your monitor affidavit. If you take the exam without a monitor present you will not receive CE credits and will have to retake the exam with a monitor present.

**Notice to the Monitor:**

The monitor must confirm the identity of an unknown student with a photo ID.

I agree

### Step 4f: Final Exam

When you have agreed to all necessary attestation statements, click the "Next Step" button.

Credit selection

Step 3 of 6: Complete

You have agreed to all of the attestations. Please proceed to the next step.

### Step 4g: Final Exam

Please download and print any required documents. Once you have done so, you will be able to click on the "Next Step" button.

If your state requires a monitoring affidavit, please note your **date of completion** will be the date that your monitor affidavit is received. If you take the exam without a monitor present, you will not receive CE credits and will have to retake the exam with a monitor present.

#### Credit selection

##### Step 4 of 6: Required documents

You must download all required documents before proceeding.

Alabama - Monitoring affidavit

Previous step

Next step

#### Credit selection

##### Step 5 of 6: Final exam

You must complete the final exam before you can purchase the selected CE credits.

Please note: those who have already completed the final exam, must retake it.

2023 - Final Exam

Previous step

Next step

### Step 4h: Final Exam

Click the 2023 Final Exam link. Then click the "Yes" button to continue to the Final Exam.

## Final Exam

The Final Exam consists of **fifty (50)** randomly selected questions from **all five (5) Parts** of the training modules. You must achieve a **ninety percent (90%)** passing grade for successful completion.

You will have the opportunity to take the Final Exam **three (3) times as part of your enrollment package**. If you fail the Final Exam three (3) times, you will be required to re-enroll and purchase an initial enrollment package. Please contact your carrier before re-purchasing. In addition, some companies may wish to know how many attempts were required to pass the exam. To view your attempt history, click on the "Attempts" link in the upper navigation.

Each Final Exam attempt/submission must be completed within **one 2-hour sitting**. The following scenarios represent attempts/submissions that count against the 3 included in your enrollment package:

- Beginning the Final Exam and allowing the timer to expire will result in an automatic submission.
- Clicking the Submit button to submit your answers to the questions.

#### Note:

- Simply closing the Final Exam window does not count as an attempt/submission. If you close the window, your answers will not be saved and you will need to restart the exam.
- If you navigate away from the exam in the same tab/window, the system will remove the attempt and you will have to start over. If your session is still active, close the exam window before starting a fresh attempt. (If you continue with the attempt, this will be marked as a valid exam attempt.)
- You should not open multiple tabs/windows on the AHIP training site while taking the exam. Doing so will cause your attempt to remain active and automatically submit your exam after re-enrollment.
- For ADA testing accommodations, please email [support@ahipinsuranceeducation.org](mailto:support@ahipinsuranceeducation.org).
- To protect the integrity of the AHIP Medicare Exam, all exam submissions are final and cannot be released and or redistributed.

If you are a **re-certification user**, it is strongly recommended that you review Parts 1-3 before taking the Final Exam as it covers all parts of the course - recommended and required.

If you have not yet opted for CE credits, you can [click here to apply now](#).

Attempts allowed: 3

Grade to pass: 90.00 out of 100.00

Attempt now

### Step 4i: Final Exam

The final exam consists of fifty (50) randomly selected questions that cover **all five portions** of the training.

Each attempt has a two-hour time limit which a user must be prepared to sit for in a single continuous period.

Click the "Attempt now" button when you are ready to take the final exam.

### Credit selection

#### Step 5 of 6: Final exam

You have completed the final exam and may now purchase CE credits.

 [2023 - Final Exam](#)

[Previous step](#)

### Step 5: Purchase CE

If you applied for CE credits, you will see credit selection on the next page. Click the "Next Step" button.

[Next step](#)

### Credit selection

#### Step 6 of 6: Finalize credit purchase

You have selected the following credits for purchase.

State	Credits	Cost
Wisconsin	6	\$30.00

[Add or remove credits](#)

[Pay for credits](#)

### Step 5a: Purchase CE

Review the credits you have selected to purchase and click the "Pay for Credits" button.

Product Name	Price	Qty	Subtotal
2021 CE Credits	\$30.00	1	\$30.00

Subtotal \$30.00

**Grand Total \$30.00**

### Billing Information

Copy profile information

First Name \*

Last Name \*

Company

Street Address \*

City \*

State/Province \*

Zip/Postal Code \*

Country \*

Phone Number \*


Please enter more or equal than 10 symbols.

### Step 5b: Purchase CE

Complete all of the required sections highlighted with an asterisk (\*).






### Payment Information

Credit Card (Payflow Link)


 Please do not refresh the page until you complete payment.

Pay with credit or debit card

Card number

Expiration date  /

CSC  

What is this ?

**Pay Now**

### Step 5b: Purchase CE

After carefully reviewing all fields, click the "Pay Now" button.

Medicare Training

FWA

Certificate

Nondiscrimination Training

Medicare Fraud, Waste, & Abuse

General Compliance

**Restricted** Not available unless:

- The activity **Nondiscrimination Training** is complete and passed
- The activity **Medicare Fraud, Waste, & Abuse** is complete and passed

## Step 6: Non-Discrimination Training

Once you have achieved a passing score on the Final exam, a green checkmark will appear on the homepage.

This will unlock the next section focused on Nondiscrimination.

Click the link for Nondiscrimination to begin the next section.

## You Will Learn

### Nondiscrimination Training

After completing this module, you will be able to:

- Understand the purpose of Section 1557 of the Affordable Care Act in providing nondiscrimination protections for individuals seeking health care and health insurance coverage
- Identify the entities that must comply with the nondiscrimination protections of Section 1557 of the Affordable Care Act
- Explain the scope of an entity's operations that are subject to Section 1557
- Name the forms of discrimination and the actions prohibited by Section 1557
- Recognize prohibited actions by which covered entities may not engage in
- Understand what constitutes discrimination based on race, color, or national origin
- Explain the protections for immigrants afforded under Section 1557
- Summarize the steps that must be taken to serve individuals with limited English proficiency (LEP)
- Describe the scope of Section 1557 protections against sex discrimination
- Distinguish between prohibited age discrimination and permissible age distinctions
- Summarize the steps that must be taken to serve persons with disabilities
- Identify exceptions to the provisions under Section 1557
- Explain who is responsible for enforcing Section 1557, consequences of violations, and corrective actions

## Step 6b: Non-Discrimination Training

There is a test at the end of the training. For the Nondiscrimination Final Exam you will have unlimited attempts to achieve a 70% passing score.

Last modified: Friday, June 18, 2021, 3:50 PM

Next >

Medicare Training

FWA

Certificate



Nondiscrimination Training



Medicare Fraud, Waste, & Abuse

General Compliance

**Restricted**

Not available unless: The activity **Medicare Fraud, Waste, & Abuse** is complete and passed

Welcome

# Medicare Fraud, Waste, and Abuse Training

Developed by the  
Centers for Medicare & Medicaid Services

Have you completed Combating Medicare Parts C & D Fraud, Waste, and Abuse Training through the CMS Medicare Learning Network (MLN)?

If you have NOT completed this portion of the training through the CMS Medicare Learning Network (MLN), please select NO below to complete the training through AHIP.

Requirements for this Module: Completion of Combating Medicare Parts C & D Fraud, Waste, and Abuse Training and Review Questions. Review questions are not counted towards the Combating Medicare Parts C & D Fraud, Waste, and Abuse Final Exam.

Yes No

## Step 7: Fraud, Waste, & Abuse Final Exam

You will be asked if you need to complete the Combating Medicare Parts C & D Fraud, Waste and Abuse training for the current plan year. If you need to complete the training, click the appropriate response to open the training module. If you have already completed the Combating Medicare Parts C & D Fraud, Waste and Abuse training for the current plan year through CMS site, click the appropriate response and proceed to the Attestation Questionnaire.

To begin the Fraud, Waste, and Abuse Training, click on "Attempt now". There is a test at the end of the training. You have unlimited attempts to achieve a 70% passing score.

< Previous

### Final Exam

**This is your Final Exam.** This assessment asks you 10 questions about Medicare Parts C and D Fraud, Waste, and Abuse (FWA). It should take about 10 minutes to complete. You will

Grading method: Highest grade

Attempt now

< Previous



## Quick Links

User Guide  
AHIP Insurance Education  
AHIP Conferences  
AHIP Home

## Contact Us

### For Technical Support:

Phone: 866.234.6909

Email: [Support@AHIPInsuranceEducation.org](mailto:Support@AHIPInsuranceEducation.org)

## CE CREDITS DISCLAIMER

For all students who are interested

Medicare Training

FWA

Certificate



[Nondiscrimination Training](#)



Medicare Fraud, Waste, & Abuse



General Compliance

### Step 8: General Compliance Training

Begin the Medicare Parts C and D General Compliance training after you have completed the Fraud, Waste, and Abuse training. The link to the Compliance Training will be unlocked. Click on the link to begin.

## Medicare General Compliance Training

### General Compliance Training

Developed by the  
Centers for Medicare & Medicaid Services

Have you completed Medicare Parts C & D General Compliance Training through the CMS Medicare Learning Network (MLN)?

If you have NOT completed this portion of the training through the CMS Medicare Learning Network (MLN), please select NO below to get started.

Requirements for this Module: Completion of Medicare Parts C & D General Compliance Training and Review Questions. Review questions are not counted towards the Medicare Parts C & D General Compliance Final Exam.

Yes No

You will be asked if you need to complete Medicare Parts C and D General Compliance training. If you need to complete the training click the appropriate response to open the training module. If you have already completed Medicare Parts C and D General Compliance training for the current plan year through CMS site, click the appropriate response and proceed to the Attestation Questionnaire.

< Previous

## Final Exam

**This is your Final Exam.** This assessment asks you 10 questions about Medicare Parts C and D Fraud, Waste, and Abuse (FWA). It should take about 10 minutes to complete. You will need a passing score of **70%**.

Grading method: Highest grade

Attempt now

### Step 8: General Compliance Training

To start the Compliance Training, click on the Medicare Parts C & D General Compliance Training link.

Click on the Attempt now button. This will take you into the training.

< Previous

Medicare Training

FWA

Certificate

Congratulations! You have completed the "FWA" portion of this course.

You can now move on to the "Certificate" portion. You can navigate there by clicking the "Certificate" tab in the menu at the top of the page or by clicking the button below.

Continue to Certificate

### Step 9: Completion

Click, "Continue to Certificate," to access your certificate of completion for AHIP's Medicare Training.

Adobe Acrobat AHP\_Medicare\_Certification

Medicare +  
Fraud, Waste, and Abuse

# Rob Test

*has successfully completed the course*

## 2023 Medicare + Fraud, Waste and Abuse Training

Completion Date: June 9, 2022

ID Code: PKZVW6MDDH

Gregory F. Dean  
Vice President, Insurance Education  
America's Health Insurance Plans

**Step 9: Completion**  
Choose to save or print your certificate

AHIP Course Completion

- XYZ Health (Transmit)

**Step 10: Transmission**  
Click, "Transmit," to the right of "XYZ Health" to transmit your certificate