





# How to Order Medicare Supplies on CustomPoint

After you have completed the Medicare Advantage and Part D certification along with the specific Product Training, you are eligible to order Medicare Advantage and Part D supplies on-line through CustomPoint. This system allows you to order from a predefined catalog of materials for presentations to your clients. You can also view and track your orders with a direct link to UPS.

To access the CustomPoint Portal, please visit the following website:  
<https://custompoint.rrd.com/xs2/prelogin?CMPID=1064&&qwerty=09121001>



<b>STEP 1</b>	Login to CustomPoint with your User ID, Password, and Account(WPSS).
<b>STEP 2</b>	<p>From the “Medicare Sales Agent &amp; Broker Collateral Catalog” homepage, click on CATALOGS to select the appropriate material catalog</p>
<b>STEP 3</b>	A catalog menu will appear on the left hand side. Click on your appointed a)state followed by b)brand and finally c)plan type. (i.e.; DSNP, MA & MAPD, PDP, etc.)
<b>STEP 4</b>	A sub-menu will appear. Select the item or product. The enrollment kits contain all required materials for enrollment (Application, Brochure, Summary of Benefits, etc.)
<b>STEP 5</b>	Click the icon in the “Add to Cart” column corresponding to the product description.

	<table border="1"> <thead> <tr> <th data-bbox="297 37 565 90">Your Item</th> <th data-bbox="565 37 670 90">Order</th> </tr> </thead> <tbody> <tr> <td data-bbox="297 90 565 195">16CAH0564070BR</td> <td data-bbox="565 90 670 195">  </td> </tr> </tbody> </table> <p data-bbox="297 237 1521 310">A pop-up window will appear to confirm your selection. Click on VIEW CART to check out or you may click on the STAY HERE button to continue adding items to your cart.</p> <div data-bbox="297 342 1521 823">  <h3 data-bbox="435 380 824 426">Item Added to Cart</h3> <hr/> <p data-bbox="354 478 1235 583">The Item "2016 MAPD Kit - Anthem MediBlue Plus (HMO) Max: 50 - Service Area: Ventura" has been added to your shopping cart and is now part of your order.</p> <hr/> <p data-bbox="326 730 724 762"><input type="checkbox"/> Save Choice as Preference</p> <p data-bbox="854 720 1052 772"><a href="#">VIEW CART</a></p> <p data-bbox="1073 720 1263 772"><a href="#">STAY HERE</a></p> </div>	Your Item	Order	16CAH0564070BR	
Your Item	Order				
16CAH0564070BR					
<b>STEP 6</b>	You will be prompted to enter the quantity desired for each item or kit. Once completed, click "Check Out." This will prompt you to enter in a shipping address. Once the information is filled-in, click "Next."				
<b>STEP 7</b>	Fill in all required fields in the next screen and then click "Next."				
<b>STEP 8</b>	Please review your order and once completed, select "Submit." This will prompt a confirmation screen and email notification.				

**If you need assistance with the website, please contact**  
**Medicare Programs Sales Support for assistance:**  
**CA = (888)209-7839**  
**All other States = (800)633-4368**